



**Oregon Community Information Exchange (CIE) Advisory Group**  
*September 17, 2020*

IN PARTNERSHIP WITH



# Agenda

- **Welcome/Agenda Review**
- **CIE Maps Review**
- **CIE Preliminary Report Review**
- **Roundtable Discussion**
- **Wrap up**



# CIE Landscape Maps

- Created in conjunction with Portland State University's Population Research Center
- Thank you to Randy Morris, Senior Research Associate and Spencer Keller, PSU Student
- Maps reflect data as of early August 2020
- HITC Staff now has the ability to update data via survey tool
- Maps are meant to be an overview of the emerging CIE landscape



# Map Demo/Q&A

## Oregon CIE Emerging Landscape

HIT Commons



Portland State  
UNIVERSITY

### 1. Introduction

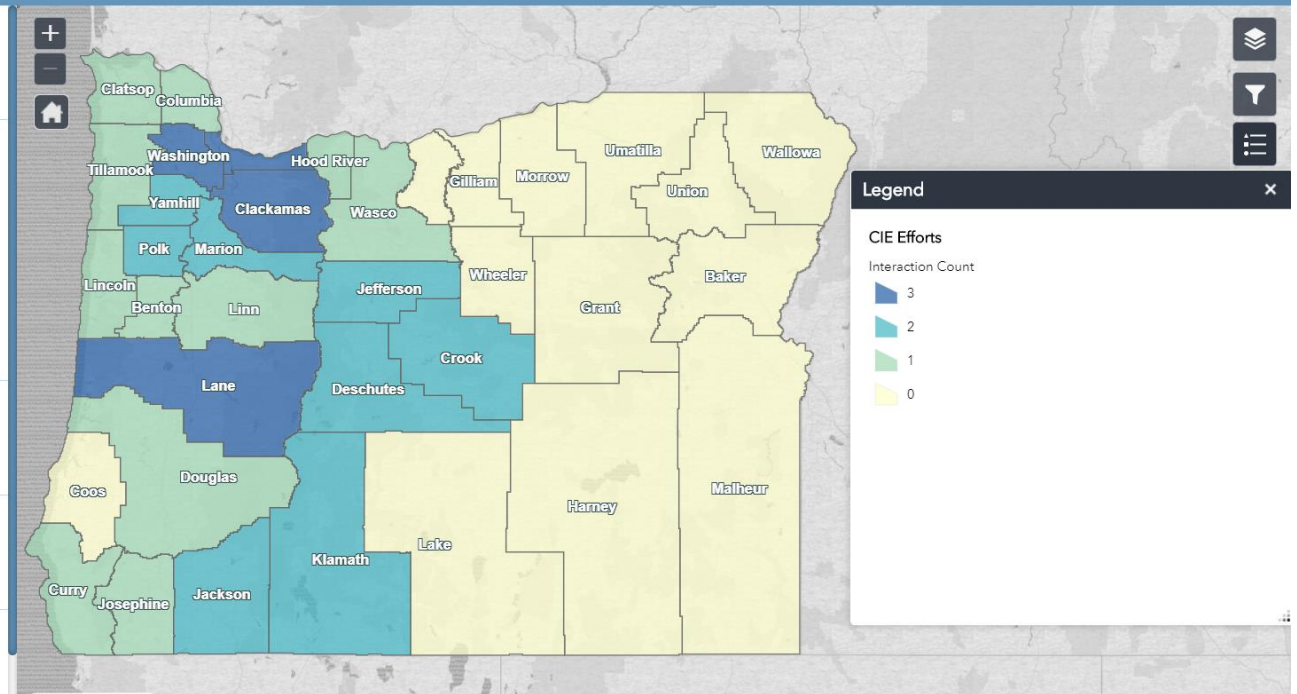
### 2. Community Information Exchange (CIE) Efforts

This map provides known information about vendors and sponsors operating CIE efforts by region, county and stage of effort. Efforts are limited to those utilizing technology to support closed-loop referral functionality.

### 3. Social Needs Efforts

### 4. Social Needs Screening Tools in Use

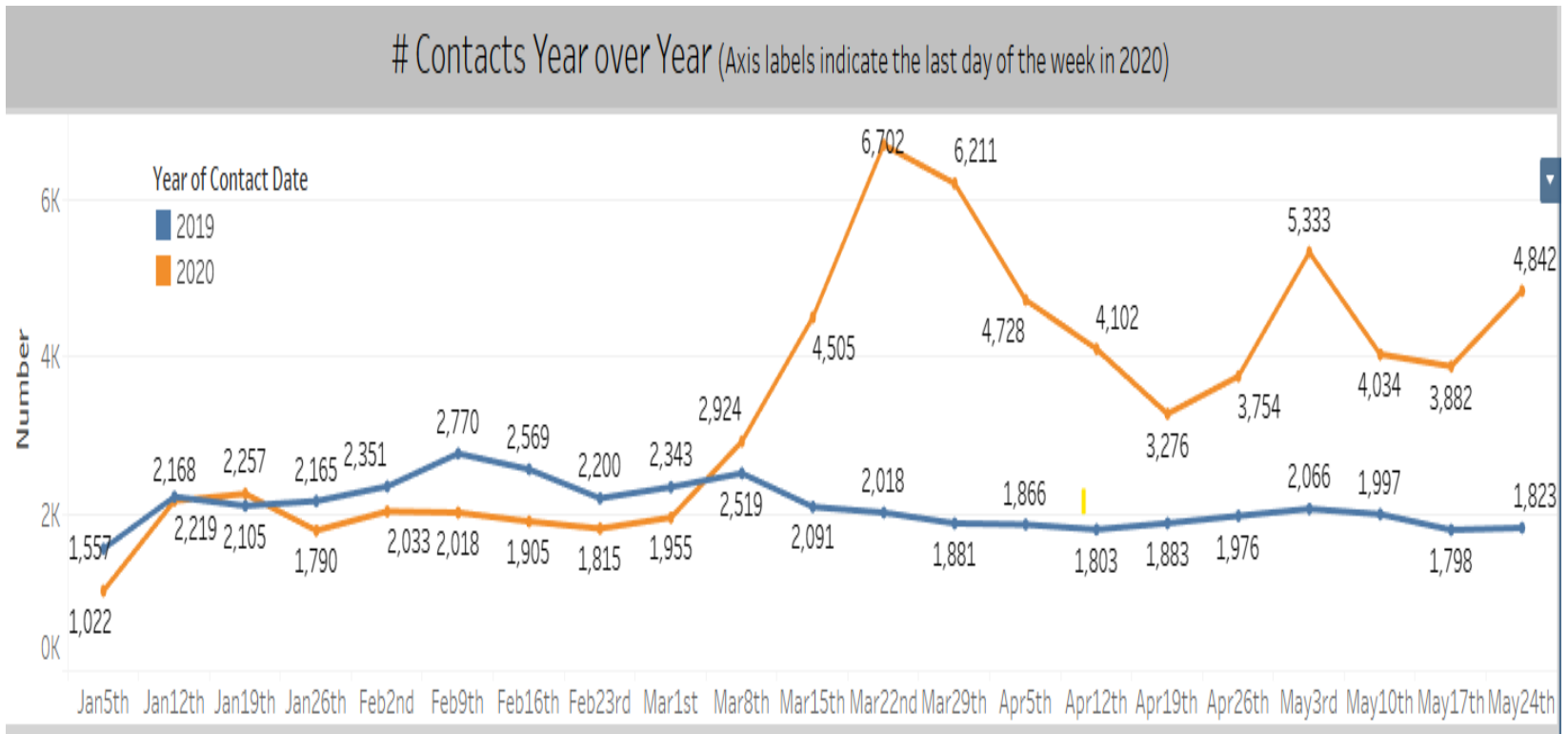
### 5. CCOs by Zip Code & Hospitals



# CIE Advisory Group Timeline Review

- Launched December 2019
- Monthly meetings held through March 12, 2020
- Suspended since April due to COVID-19
  - Subsequent decision by OHA & HIT Commons to wind down Advisory Group work as currently structured
- During that time:
  - AG members responded to COVID-19 from their respective organizations
  - CCOs, health systems accelerated investments in CIE platforms—acknowledging increasing social needs

# COVID highlights critical need for CIE



211info call center data.


## Increased social needs across nearly all sectors

Jan-May 2019 to 2020 Comparison: # Contacts by Need		
	2019	2020
Housing	17,078	21,271
Health Care	3,914	24,010
Utility Assistance	6,922	7,416
Food/Meals	5,309	7,422
Null	5,234	8,469
Individual, Family and Community..	4,286	3,826
Income Support/Assistance	3,039	4,457
Legal, Consumer and Public Safety..	2,936	3,192
Mental Health/Addictions	1,524	1,516
Clothing/Personal/Household Nee..	1,388	1,501
Information Services	2,156	3,250
Disaster Services	2,412	1,184
Transportation	1,471	1,068
Employment	290	338
Volunteers/Donations	279	298
Education	362	180
Other Government/Economic Serv..	263	435
Arts, Culture and Recreation	181	146
<b>Grand Total</b>	<b>45,850</b>	<b>71,877</b>

211info call center data.

# CIE Roadmap – What we planned

- Definition, Principles and Vision for CIE
- Statewide Map of CIE Efforts/Gaps
- Social Needs Screeners/Assessments: Alignment or Best Practices
- Resource Directories: Alignment or Best Practices
- Community & Community Based Organization (CBO) engagement strategies
- Alignment with regional or early adopter CIE efforts
- CIE platform integration & data exchange strategies
- Alignment with OHA Medicaid screening practices and efforts
- CIE partner workflows & learning collaboratives
- Legal agreements: Alignment or Best Practices
- Metrics, reporting, shared data, & evaluation
- Synergy with other HIT Commons initiatives (e.g., EDIE, Oregon Provider Directory (OPD))
- Potential funding or incentive opportunities
- Communication materials





# CIE Roadmap – What we discussed & aligned on

## Topics covered:

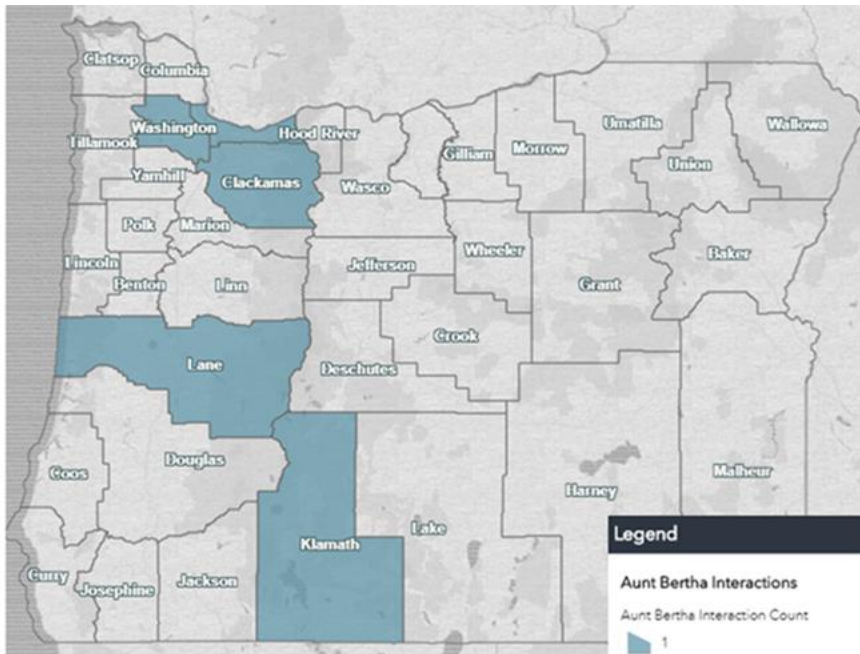
- **Definition, Principles and Vision for CIE**
- **Statewide Map of CIE Efforts/Gaps**
- **Communication materials/website content**

## Started early discussions on:

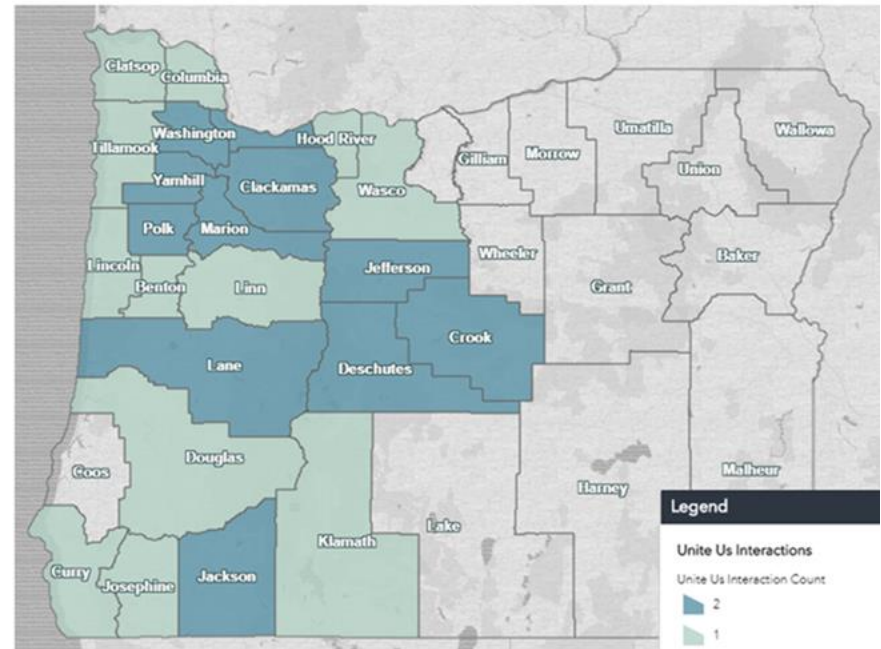
- Social needs screening
- Resource directories
- Vendor integration & exchange needs
- **Report today** sets out key concepts from the Advisory Group to assist with CIE development in Oregon
- **The CIE landscape is evolving quickly**, and organizations are turning to implementation over the next 12-18 months.

# CIE Vendor—Counties at some stage of implementation (mostly led by CCO investments)

Aunt Bertha by County



Unite Us by County



## Other Efforts:

Activate Care – Coos/Curry

Douglas County Network of Care – Douglas

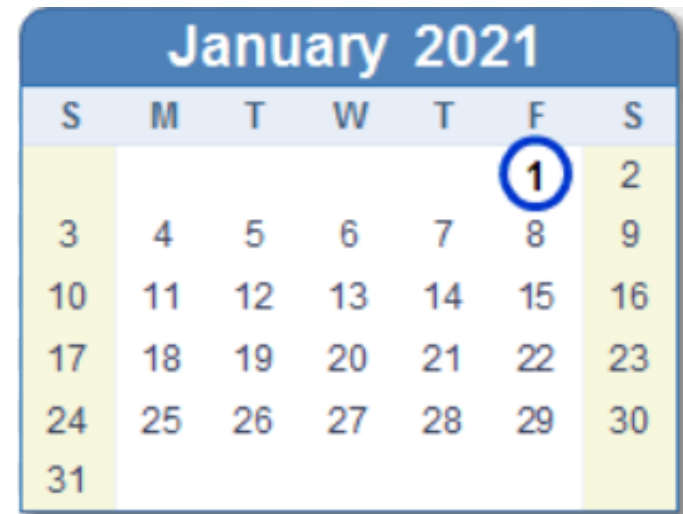
# Possible Next Steps for HIT Commons

- Monitor the evolving CIE environment and maintain CIE maps (*OHA or HIT Commons could maintain maps*)
- Consider re-engaging stakeholders to work on specific topics to support CIE efforts across Oregon (*per HIT Commons Project Selection Criteria*)
- HIT Commons and OHA should look for ways to increase adoption and spread of CIE in Oregon while limiting vendor proliferation to the extent possible
- Continue to center health equity in this work and seek opportunities to improve CIE support for populations that face health inequities

Note: CIE Advisory Group Report presented to HIT Commons Governance on 9/24/20

# Roundtable Discussion

What is **one thing** that could support your organization in the CIE space in 2021?



A calendar for January 2021. The title "January 2021" is in a blue header. The days of the week are abbreviated as S, M, T, W, T, F, S. The number 1 is circled in blue in the first row, Friday column. The calendar grid shows dates from 1 to 31.

January 2021						
S	M	T	W	T	F	S
					1	2
3	4	5	6	7	8	9
10	11	12	13	14	15	16
17	18	19	20	21	22	23
24	25	26	27	28	29	30
31						

# Wrap up

- Today is the last meeting for this Advisory Group.
- A huge thank you for your time and efforts.
- All materials will be maintained on the HIT Commons Website for reference and future use.

